

ELPARTS



herthundbuss.com

# Diagnosis on Demand

The innovative diagnostic solution  
from Herth+Buss



Passt immer!

 **HERTH+BUSS**



# Diagnosis on Demand

The innovative diagnostic solution from Herth+Buss



## »» What is Diagnosis on Demand?

With the vehicle diagnosis unit Diagnosis on Demand VCI (Vehicle Communication Interface), workshops reach OE level in terms of service and diagnostics.

- Diagnosis on Demand (DoD) enables trouble-free programming and coding of electrical vehicle systems.
- The scope of supply also includes retrofitting trailer couplings or other accessories.
- We can help with diagnosing complex faults in electronics.
- So the vehicle no longer needs to leave the workshop for diagnosis.
- Tailored to the respective service, workshops only pay for the services they actually use.

### Increasing proportion of vehicle electronics - a challenge for workshops

The growing proportion of electronics in vehicles means that more and more components are connected to the control unit. In order to ensure that the parts are functioning correctly, they must be enabled or married to the vehicle. More and more processes can only be processed via the manufacturer portals when enabling or teaching in. For workshops that repair many different vehicle brands in particular, purchasing OE diagnostic devices and the training employees in the various manufacturer ranges takes a great deal of time and money. Furthermore, multi-brand devices often reach their limits and the workshops are forced to hand over the vehicle to the respective manufacturer. This is not only time-consuming, but also expensive. DoD therefore represents a more efficient and time-saving alternative.







# Diagnostic power on demand

## » Services of the DoD Technology Team

- Module programming
- Coding of control units, including headlight units, steering systems, drive control units after replacement
- Retrofitting
- Activation of safety-relevant systems
- Teaching-in keys and remote controls
- We can help you with reading out faults and provide assistance with troubleshooting. Thanks to our access to all circuit diagrams for the individual components and their locations, workshops no longer need to carry out a time-intensive search for the individual components.
- SGW (Security Gateway) processing
- We offer services to many different manufacturers. Complete support for vehicles from construction year 2006 is provided. Thanks to the DoIP and CAN FD communication logs, DoD will remain suitable for future vehicles.
- We develop case-related solutions tailored to our customers and their specific problems.
- You only pay for the services you have used.

## » Take a look!

Do you need more information about the innovative self-diagnosis device Diagnose on Demand? Then take a look at our Diagnosis on Demand playlist on YouTube now! In our tutorial you will learn everything about the application and advantages that Diagnose on Demand offers. In the other DoD videos, you will learn more important information, for example, about prices, automated functions and working with RMI data.



DoD 2.0  
Tutorial





# How does Diagnosis on Demand work?

Our VCI (Vehicle Communications Interface) diagnostic device is very simple to use:

To do this, simply connect the OBD cable to the vehicle, connect the VCI directly to the Internet via Wifi or LAN, call up the DoD page in the web browser, select the vehicle model and the desired service. You can contact the Herth+Buss service technician via the ticket system and wait for completion. To obtain direct access to the vehicle, the web browser establishes an online connection

between the vehicle in the workshop and our diagnostic team. So the vehicle no longer needs to leave the workshop. This saves valuable time and money. The only thing that is required now is the Diagnosis on Demand VCI, an Internet-enabled device with web browser to enable communication with our diagnostic team and a stable Internet connection via Wifi, LAN or LTE.



The optimal addition

## » All advantages at a glance!

- Absolute cost control through fixed prices and calculation only after the service has been provided.
- No investments in expensive hardware, software costs and licenses.
- There are no update costs.
- Time-consuming scheduling with contracted workshops is no longer necessary.
- Two-year warranty
- Our diagnostic team will support you in integrating the device in the network.
- Our customer service is always on hand and supports you throughout the entire diagnosis process.
- Easy handling
- You can communicate with our technicians via the chat function
- High brand and model coverage
- We also support the latest vehicle models.

With DoD, you can expand your range of vehicle repair and vehicle types and gain new customers for your workshop.

## » The combination for success

### Flash CS120

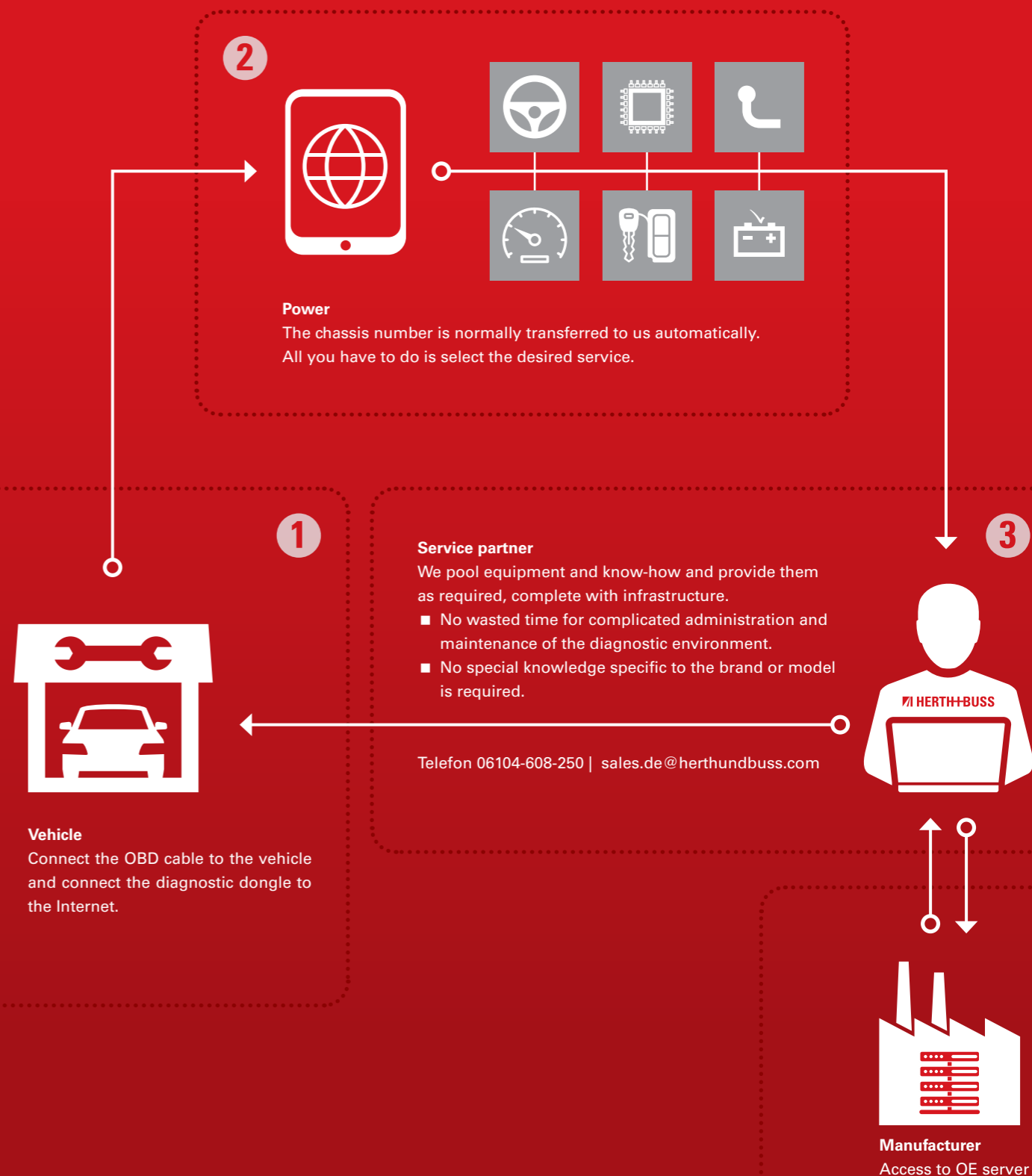
Our Flash CS120 battery charger is the ideal tool for diagnosis with our DoD. As the diagnostic process consumes high levels of energy, the vehicle should be connected to the battery charger during the process. The Flash CS120 can be used both as a battery charger and as a power source for supplying the vehicle electrical system during diagnostic work and software updates. The Flash CS120 also has a recovery function that can be used to recharge completely discharged batteries. The required charging current from 10 to 120 amps can be selected in the application. A particularly useful feature: The Flash CS120 is not only suitable for AGM batteries or wet-cell batteries, but also for lithium-ion batteries. Thanks to its easy handling and versatile use, the Flash CS120 is the ideal tool in everyday workshop operations.

**Dongle, self-diagnosis device**  
DoD 2.0  
Article number: 95990401

**Battery charger**  
Flash CS120  
Article number: 95950005

# The process simply explained

Connect the device and select service, we do the rest.



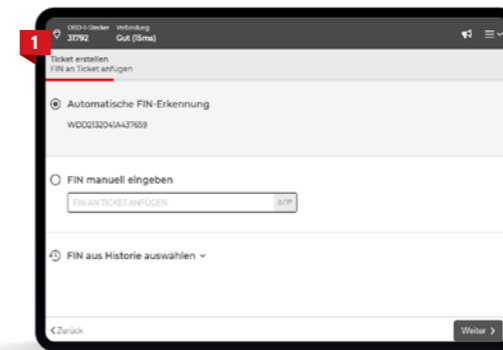




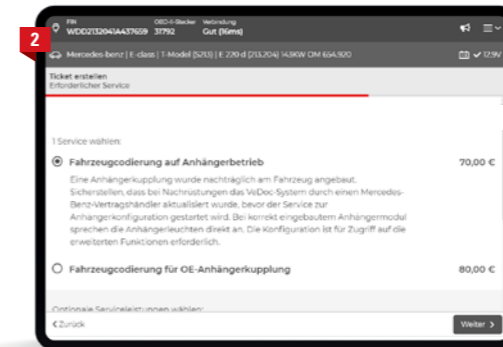
# Application example

## » Teaching-in the front radar

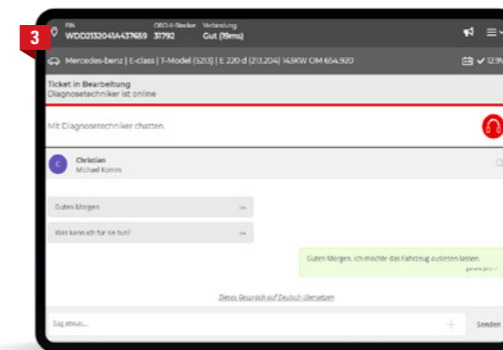
If the front radar is damaged, the front radar must be replaced and a teaching-in process carried out. The front radar is a highly safety-relevant part and requires both coding and enabling of the control unit for installation.



1 The vehicle is selected via VIN identification or selection can also be carried out manually.



2 The next step is to select the desired service in the app. The costs for the respective service are also displayed directly.



3 You can communicate with a member of the Herth+Buss diagnostic team during the diagnosis process via live chat. You will be informed as soon as the diagnosis process is complete.





# Requirements for successful use

» These three points must be fulfilled for fault-free use of the DoD



Stable Internet connection  
(LAN connection)




Use of an end device  
with a functioning web browser  
(tablet, laptop, notebook)



Power supply  
during service work

# The ideal accessory

» This ensures that you will not lose connection



To establish a stable Internet connection, we recommend using a LAN cable. We offer a halogen-free patch cable with solid copper wires for professional use. The plugs are equipped with length indication as well as with ratchet lug protection.

- Colour: yellow
- Length: 10 m
- Category: 6
- Approval: UL, RoHS compliant

**LAN cable**  
Article number: 95990401005



The energy consumption of modern vehicles is increasing constantly. Diagnostic work in particular consumes a lot of electricity, meaning that even an intact and fully charged battery can be drained down to a critical state in just a few minutes. We therefore recommend using our Flash CS120 battery device.

**The battery charger is suitable as a:**

- battery charger for all battery types
- power source for supplying the vehicle's electrical system during diagnostic work and software updates up to 120 A

The vehicle should be connected to the charger during all repair work to prevent damage to the battery and on-board electronics. Our Flash CS120 battery charger is one of the most powerful battery chargers available on the market. The Flash CS120 also impresses with a six metre long charging cable and regeneration mode. In addition to AGM or wet-cell batteries, the battery charger is also suitable for lithium batteries.

**Battery charger**  
**Flash CS120**  
Article number: 95950005



To enable greater flexibility when connecting the OBD socket and the diagnostic device, we offer a one metre long OBD extension cable.

**OBD Extension Cable,**  
**self-diagnosis unit**  
Article number: 95991000

## Overview of all services and prices

Would you like to know how much the individual services offered cost? This information is available on our homepage. To do this, simply select a manufacturer, model, type and engine and receive all available services, complete with the prices. You will find this overview on our diagnostic website.





# Our dongle at a glance



General functions	
Control/connection	via WLAN/webbrowser
DOIP Ready <sup>1</sup>	■
CAN FD Ready <sup>2</sup>	■
VCI <sup>3</sup>	■
Central electrics	12 V
Languages	DE/EN
No running costs	■
Live chat with diagnostic technician	■
Plug 'N' Play	■
Diagnosis billing	SEPA direct debit
Hardware	
Connectivity	Via WLAN or LAN
DoD control	Via web browser, therefore suitable for use with all operating systems

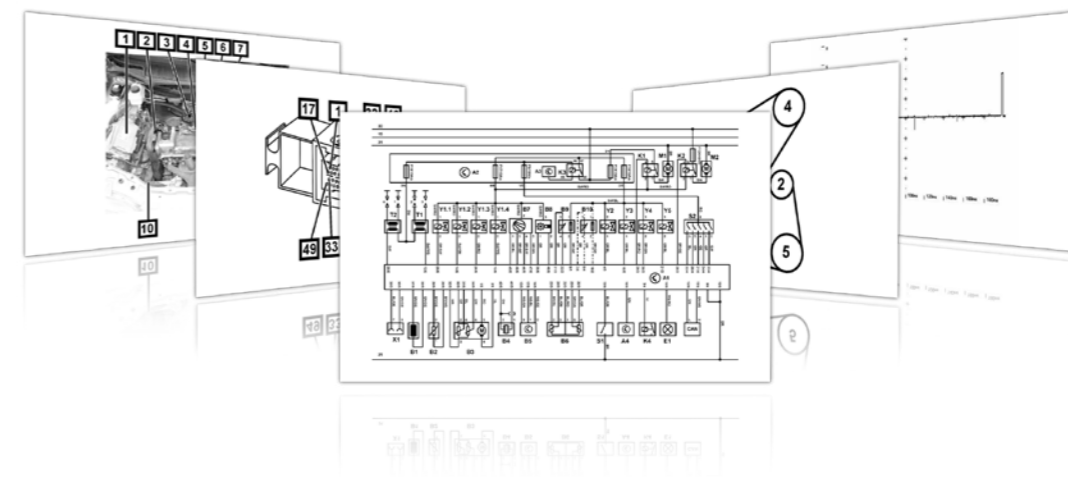
**\*DoIP (Diagnostics over Internet Protocol)**  
Diagnostics over Internet Protocol is a communication protocol that is already installed in some vehicle models and will increasingly be used in future vehicle models. This means that our DoD 2.0 will also be used in the latest vehicles.

**\*CAN FD (Controller Area Network Flexible Data-Rate)**  
The Controller Area Network Flexible Data Rate is an extended CAN bus communication standard, which will also be used in new vehicle models. Thanks to the ability to process this communication protocol, our DoD 2.0 remains suitable for use for even the latest vehicles.

**\*VCI (Vehicle Communications Interface)**  
The Vehicle Communications Interface is the link for data communication between a diagnostic device and the electronics in a vehicle.

## Access to repair and maintenance information

» Additional support for diagnosis

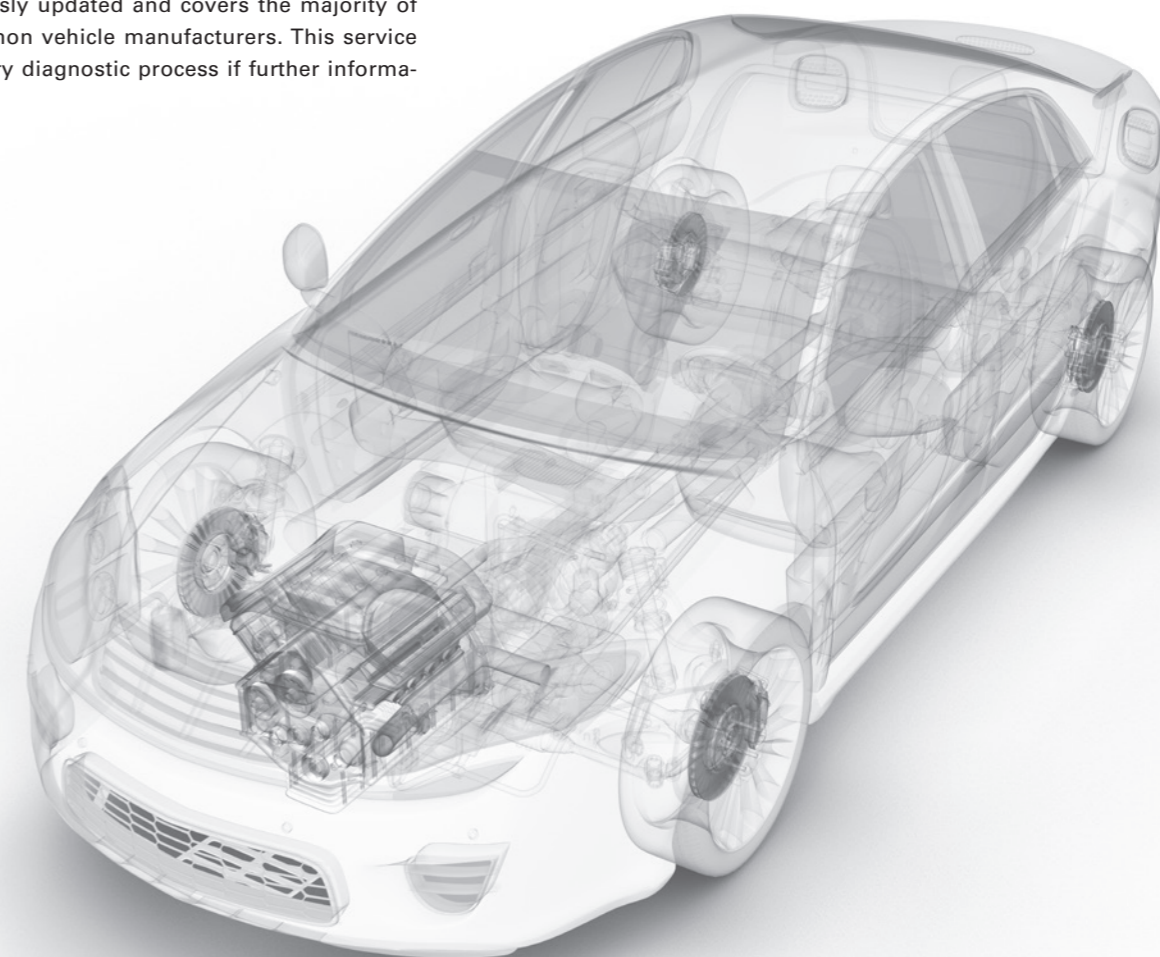


In order to provide workshops with the best possible support in day-to-day work, we offer our DoD customers an additional service, where all the necessary technical information is provided. This can be circuit diagrams or installation positions, for example. This saves workshops valuable time, as there is no need to carry out time-consuming searches for individual components on the vehicle.

With our information system for RMI data (Repair and Maintenance Information), the parts specialist has access to extensive manufacturer-compliant data. The repair and maintenance data is complete, continuously updated and covers the majority of vehicles from all common vehicle manufacturers. This service can be booked for every diagnostic process if further information is required.

**We can provide you with the following information on request:**

- Circuit diagrams
- Installation positions
- Diagnostics target and measured values
- Fuses and relays responsible for power supply
- Knowledge database (recall, installation instructions etc.)
- Graphic vehicle overview
- Placement of fuse and relay boxes with detailed representation of the individual fuses and relays
- Instructions







# DoD - Support for independent workshops

## » We're at your side

We at Herth+Buss have been working closely with independent workshops for years. With the products and services we offer, we always try to provide workshops with the best possible support in their day-to-day business. We are encountering increasing problems with multi-brand testers. Multi-brand testers frequently reach their limits and the workshops often have no other option but to

work with the manufacturers. This is not only time-consuming and costly, but also makes independent workshops increasingly dependent on manufacturers.

This is where DoD comes in. We want to help independent workshops to remain independent. The interests of workshops and serving these interests as best we can are always our main focus.

# Herth+Buss Workshop Field Service

## » On site for you

With our Workshop Field Service (WAD), we have created a true link to customers and workshops. On request, the Field Service specialists visit workshops on site to provide effective support. Our Workshop Field Service team consists of four employees, who inform workshops about new products and clarify any questions and concerns about our products. Exchanging ideas with workshops is very important to us. That's why we use the work of the Field Service to exchange experiences with workshops. We can use the suggestions and information collected to further develop our products so that we can better meet the needs of workshops. The red Field Service vans that our Workshop Field Service Team travel in are particularly eye-catching. Our Field Service vans have a lot to offer both inside and out, as they

are filled with representative items from different product groups and therefore offer the opportunity to present some of our products live.



# Have you met our Tech Team?

Service for our customers has always been one of our traditional strengths. That is why active proximity to our customers and an extensive focus on service form the basis of our business to this day. In order to continue moving with the times here and to respond to the increased technical requests, particularly in the areas of diagnostic technology and support for testers, about five years ago we established the Herth+Buss Tech Team. Both wholesalers and workshops are able to

contact the Tech Team with their questions and benefit from the team's expertise. The team consists of three employees from Distribution, who provide technical support as well as completing their regular tasks. With this support for technical questions, we are expanding the service for our customers. Our colleagues Arthur Günther, Fabio Napolitano and Paul Schamber are happy to hear from you and to assist you with specific questions relating to Herth+Buss products.



**Fabio Napolitano**  
Member of the Tech Team



### When and how can the Tech Team be contacted?

You can contact the Tech Team from 8 am to 5 pm, Monday to Friday on telephone number +49 (0)6104-608-277. Depending on your concern, you will be put through to the team if necessary.

### How do the Tech Team qualify for their work?

All members of the Tech Teams have technical training and qualify due to their expertise and years of experience in the automotive industry.

### Who calls the Tech Team?

Most calls come from the workshop, but wholesalers also make active use of the hotline to clarify their own concerns or in turn to support their own customers.

### What are the most common questions/topics of the callers?

The workshops often have questions relating to diagnostics and testers. These include, in particular, our diagnostic device, Inspector, and our programming and diagnostic device for the tyre pressure monitoring system, AirGuard. With these devices, the questions mainly relate to application, operation and updates. In general, the most questions are asked about universal parts from our Elparts range. Several times a terminal diagram has been requested. Because Herth+Buss always fits your needs! Even with technical questions about Herth+Buss products and in matters relating to customer service we are sure to be able to help you.



**Your contact for further information:**

**info@herthundbuss.com**

**+49 (0) 6104-608-277**

**Your Herth+Buss partner:**

**Herth+Buss Fahrzeugteile GmbH & Co. KG**

Dieselstraße 2-4  
DE-63150 Heusenstamm

**Herth+Buss France SAS**

ZA Portes du Vercors, 270 Rue Col de La Chau  
FR-26300 Châteauneuf-sur-Isère

**Herth+Buss Belgium SRL**

Rue de Fisine 9  
BE-5590 Achêne

**Herth+Buss UK Ltd.**

Unit 1 Dreadnought Business Park  
GB-DY5 4TP Brierley Hill

**Herth+Buss Iberica S.L.**

C/ Altzutzaite, 44 (Poligono de Areta)  
ES-31620 Huarte Navarra



Brosch24EN | 09-2022

