





**4**

BW 1370 500 g  
 BW 1380 1000 g  
 BW 1390 Ø 35 mm  
 BW 1737NX




**8**

943E Ø 6-7-8-9-10-11-12-13 mm




**8**

BW 96T Ø 2-2,5-3-4-5-6-7-8 mm




**17**

BW 97TTX T8-T9-T10-T15-T20-T25-T27-T30-T40  
 BW 1682 300 mm  
 BW 1650 150 mm



**M02** 

**26**




**42** 6-7-8-9-10-11-12-13-14-15-16-17-18-19-20-21-22-23-24-25-26-27-28-29-30-32 mm




**5**

BW 1149F 175 mm  
 BW 1602 0,75÷6 mm<sup>2</sup>  
 BW 1603 1,25÷5,5 mm<sup>2</sup>  
 BW 1606T 0.1÷10 mm<sup>2</sup>  
 BW 1608 0,5÷6 mm<sup>2</sup>




**M30** 

**31**




**55** 6x7-8x9-10x11-12x13-14x15-16x17-18x19-20x22-21x23-24x27-30x32 mm  
**90** 6x7-8x9-10x11-12x13-14x15-16x17-18x19-20x22-21x23-24x27-30x32 mm  
 ○96BPC/SC9 1,5-2-2,5-3-4-5-6-8-10 mm



**13**

**1032** Ø 19÷60 mm  
**1034** Ø 19÷60 mm  
**1036** ● 19÷60 mm  
**1038** ● 19÷60 mm  
**BW 1048** 250 mm  
**BW 1052** 190 - 240 mm

**BW 1098** 220 mm  
**BW 1082BM** 160 mm  
**BW 1150BM** 180 mm  
**BW 1166BM** ● 200 mm  
**BW 1168BM** ● 200 mm  
**BW 1128BMX** 150 mm




**23**


**BW 30** Ø 2-3-4 mm  
**BW 31** Ø 2-3-4-5-6-8 mm  
**BW 32** Ø 4 mm  
**BW 34** 125-150-175 mm  
**BW 1692/3** 3 m  
**BW 1712T** 150÷590 mm  
**BW 1725** 420 mm

**BW 1719BMA8/T** ▲ 200 mm  
**BW 1719BMA8/P** ■ 200 mm  
**BW 1719BMA8/M** ▽ 200 mm  
**BW 1719BMA8/R** ● 200 mm  
**BW 1719BMA8/Q** ■ 200 mm  
**1771** 18 mm  
**BW 1833S** 200 lumen






**25**



**BW 720** ○ 10-12-13-15-17-19-21-24 mm  
**BW 720L** ○ 17-19-21-22 mm  
**BW 720/21** 125 mm  
**BW 900/16** □ 1/4" - ■ 3/8"  
**BW 910/15** □ 3/8" - ■ 1/4"  
**BW 910/16F** □ 3/8" - ■ 1/2"  
**BW 920/15F** □ 1/2" - ■ 3/8"  
**BW 920/16** □ 1/2" - ■ 3/4"  
**BW 943FL** Ⓢ 6-7-8 mm  
**BW 1687D** 153 mm  
**BW 1687U** 153 mm  
**BW 1687A** 153 mm  
**BW 1687AC** 153 mm



**25**



**1201E** ● 2,5x50-3x75-4x100-5,5x125-6,5x150-8x200 mm  
**1201EN** ● 4x30 mm  
**1202E** ⚡ PH0x60-PH1x80-PH2x100-PH3x150 mm  
**1202EN** ⚡ PH1x30 mm  
**1207E/TX** ○ T6-T7-T8-T9-T10-T15-T20-T25-T27-T30-T40-T45  
**BW 1253** ● 0,5x100 mm



**30**



**BW 141** Ⓢ 8-9-10-11-12-13-14-15-17-19 mm  
**BW 410/SP19** Ø 1÷10 mm x 0.5 mm  
**BW 1725CR** 260 mm




**78**



**BW 920A** ○ 8-9-10-11-12-13-14-15-16-17-18-19-20-21-22-23-24-27-30-32 mm  
**BW 920AL** ○ 10-12-13-14-15-16-17-18-19-21-22-24-27-30-32 mm  
**BW 920FTX** Ⓢ E10-E12-E14-E16-E18-E20-E22-E24  
**BW 920PE** ○ 5-6-7-8-9-10-12-14 mm  
**BW 920PE-L** ○ 5-6-7-8-9-10-12-14 mm  
**BW 920TX** Ⓢ T27-T30-T40-T45-T50-T55-T60  
**BW 920TX-L** Ⓢ T30-T40-T45-T50-T55-T60-T70  
**BW 920/21** 125 mm  
**BW 920/22** 250 mm  
**BW 910/16F** □ 3/8" - ■ 1/2"  
**BW 920/25**  
**BW 920/55** Ⓢ 260 mm



**196**



**14"** **BW 900** ○ 4-4,5-5-5,5-6-7-8-9-10-11-12-13-14 mm  
**BW 900L** ○ 4-4,5-5-5,5-6-7-8-9-10-11-12-13-14 mm  
**BW 900FTX** Ⓢ E4-E5-E6-E7-E8-E10  
**BW 900ME** ○ 3-4-5-6-7-8 mm  
**BW 900TX** Ⓢ T6-T7-T8-T9-T10-T15-T20-T25  
**BW 900LP** ● 0,8x4-1x5,5-1,2x6,5-1,2x8 mm  
**BW 900PH** ⚡ PH0-PH1-PH2-PH3  
**BW 895/1** ○ 1/4" - □ 1/4"  
**BW 900/20** 50 mm  
**BW 900/20L** 100 mm  
**BW 900/25**  
**BW 900/30** 150 mm  
**BW 900/42** 115 mm  
**BW 900/55** Ⓢ 150 mm

**3/8"** **BW 910A** ○ 6-7-8-9-10-11-12-13-14-15-16-17-18-19-20-21-22-24 mm  
**BW 910AL** ○ 8-10-11-12-13-14-17-19 mm  
**BW 910FTX** Ⓢ E6-E7-E8-E10-E11-E12-14  
**BW 910PE** ○ 4-5-6-7-8-9-10 mm  
**BW 910TX** Ⓢ T15-T20-T25-T27-T30-40-T45  
**BW 910/21** 125 mm  
**BW 910/22** 150 mm  
**BW 910/25**  
**BW 910/55** Ⓢ 205 mm  
**BW 920/15F** □ 1/2" - ■ 3/8"

**BW 861/C61** Ⓢ

●	BW 861LP	0,5x3 (2)-0,5x4(2)-0,6x4,5(2)-0,8x5(2)-1,0x5,5(2)-1,0x6(2)-1,6x8(2) mm
⚡	BW 861PH	PH0(2)-PH1(7)-PH2(7)-PH3(2)
⚡	BW 861PZ	PZ0(2)-PZ1(3)-PZ2(3)-PZ3(2)
○	BW 861PE	1,5-2-2,5-3-4-4,5-5-5,5-6-8 mm
Ⓢ	BW 861TX	T9-T10-T15-T20-T25 T27-T30-T40
○	BW 882M1	○ 1/4 - ● 1/4

**BW 1256/C21-1** Ⓢ

●	BW 1256LP	1,5-2-2,5 mm
⚡	BW 1256PH	PH0-PH1
⚡	BW 1256PZ	PZ0-PZ1
○	BW 1256PE	0,7-0,9-1,3-1,5-2-2,5-3 mm
Ⓢ	BW 1256TX	T4-T5-T6-T7
Ⓢ	BW 1256RTX	T8-T10-T15
4 mm		99 mm

